

Statistics Regarding Patent Infringement Cases (Tokyo District Court, Osaka District Court: 2014-2018)

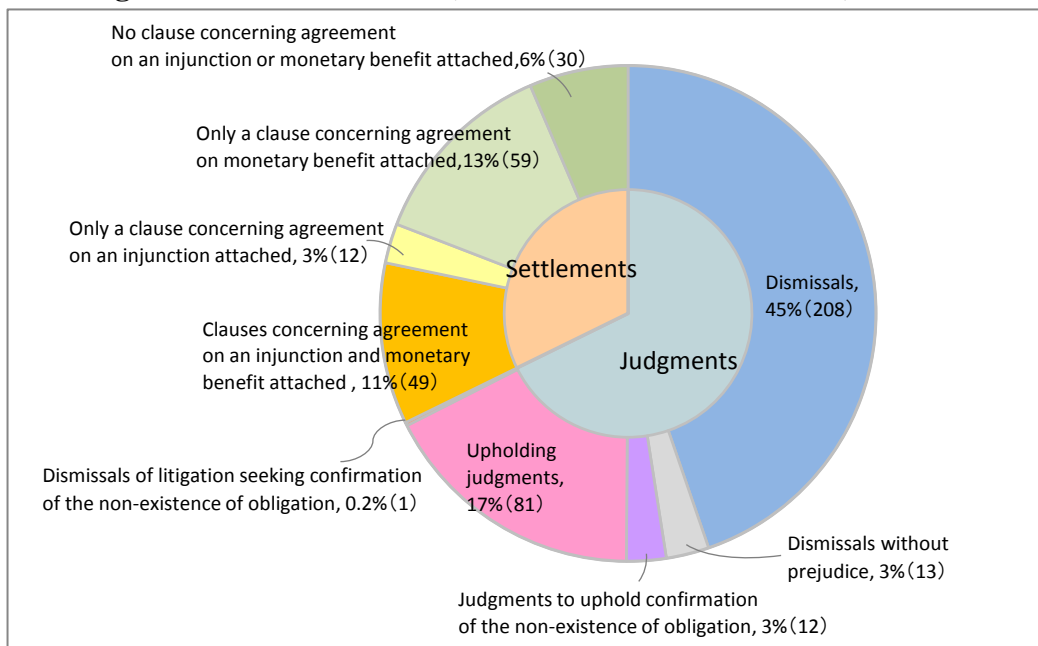
These statistics present provisional data collected by the Administrative Affairs Bureau of the General Secretariat of the Supreme Court from the statistical data on patent infringement cases prepared by the Intellectual Property Rights Divisions of the Tokyo District Court and Osaka District Court.

The statistical data presented in graphs ① to ⑤ below shows the number of judgments and settlements, and the data in ⑥ shows the total number of patent rights claimed in cases that were concluded with a final judgment.

Each graph shows the total number during the period from 2014 to 2018.

As each percentage figure in the graph has been rounded off to the nearest whole number (each figure less than 1 percent is rounded off to the first decimal place), total percentages may not necessarily equal 100.

① Content of Judgments and Settlements (the sum of data in ② and ③)

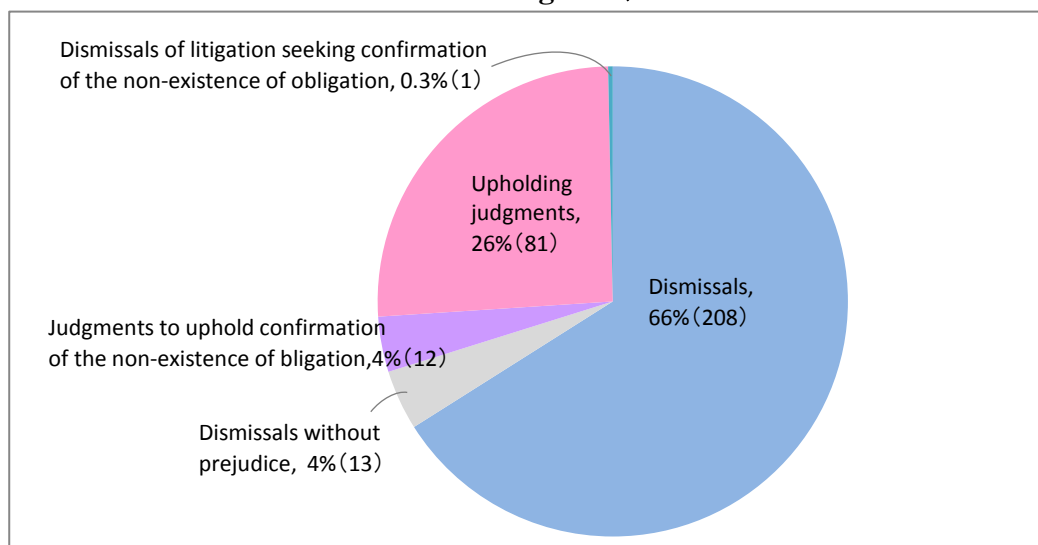


※“Upholding judgments” includes judgments that partially uphold the claim.

※“Dismissals of litigation seeking confirmation of the non-existence of obligation” includes cases dismissed in portion.

※The figures of “Dismissals of litigation seeking confirmation of the non-existence of obligation” have been calculated from the data for 2017. Dismissals of litigation seeking confirmation of the non-existence of obligation in the period from 2014 to 2016 are included in “Dismissals.”

② Content of Judgments (Dismissals • Dismissals without prejudice • Judgments to uphold confirmation of the non-existence of obligation • Upholding judgments • Dismissals of litigation seeking confirmation of the non-existence of obligation)

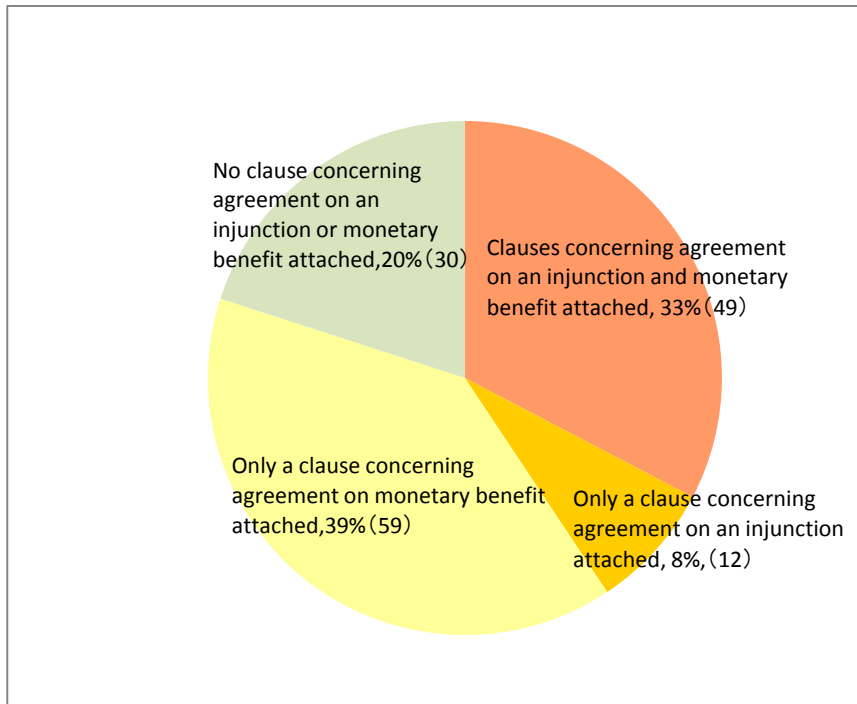


※“Upholding judgments” includes judgments that partially uphold the claim.

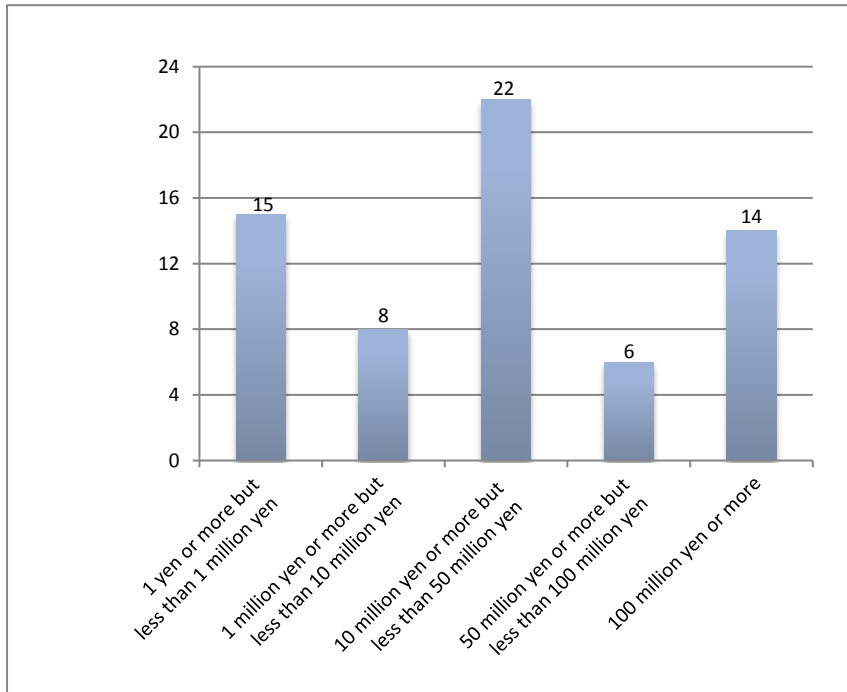
※“Dismissals of litigation seeking confirmation of the non-existence of obligation” includes cases dismissed in portion.

※The figures of “Dismissals of litigation seeking confirmation of the non-existence of obligation” have been calculated from the data for 2017. Dismissals of litigation seeking confirmation of the non-existence of obligation in the period from 2014 to 2016 are included in “Dismissals.”

③Content of Settlements (Whether or not a clause concerning agreement on an injunction or monetary benefit attached)

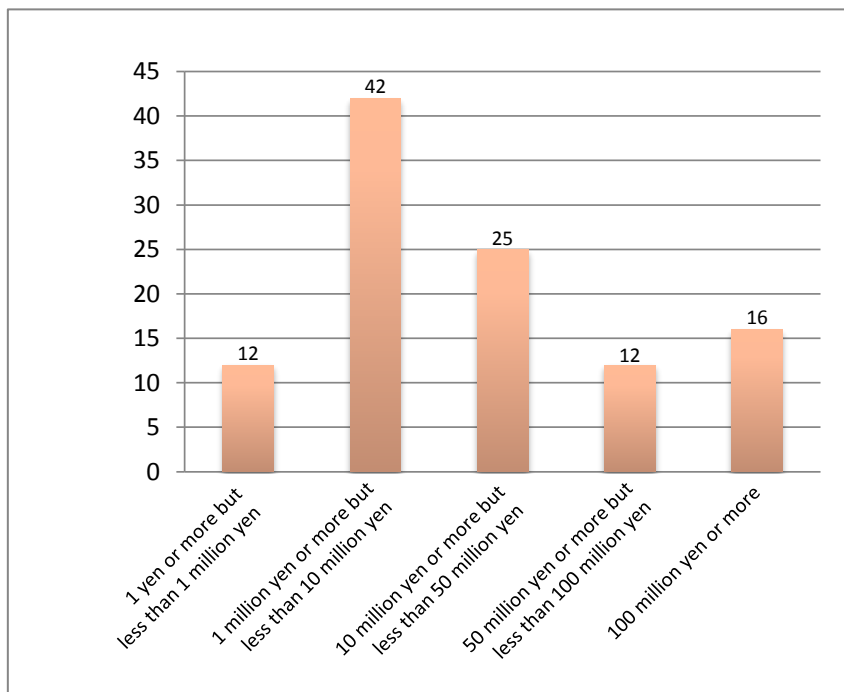


④ Amounts Approved in Judgments



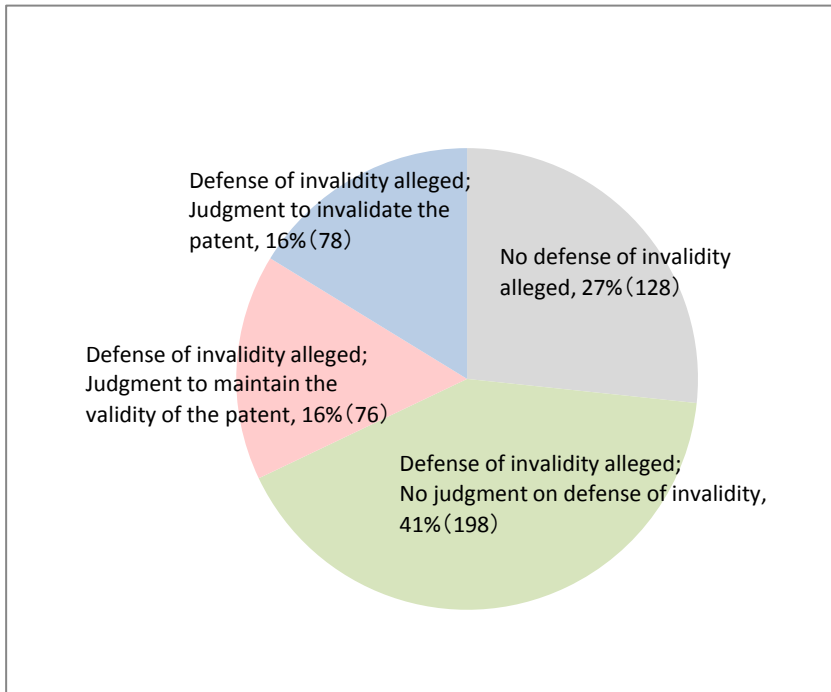
※Amounts related to attendant claims and court costs are not included.

⑤ Amounts agreed to be paid in settlements



※Amounts related to court costs and settlement costs are not included.

⑥ Whether or not Defense of Invalidity is alleged; Judgment on Defense of Invalidity



※ Each number indicated in the above graph presents the number of patent rights claimed in individual cases that were concluded by a final judgment. For example, if two patent rights were claimed in one patent infringement case, the number of patent rights is counted as two. Also, whether a defense of invalidity was alleged and how the defense of invalidity regarding the each patent right was judged (i.e., judgment on whether to maintain the validity of the patent or to invalidate the patent) are indicated.